



Council of Europe
Conseil de l'Europe

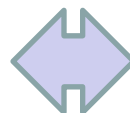
Action against Crime Department

Economic Crime Cooperation Unit

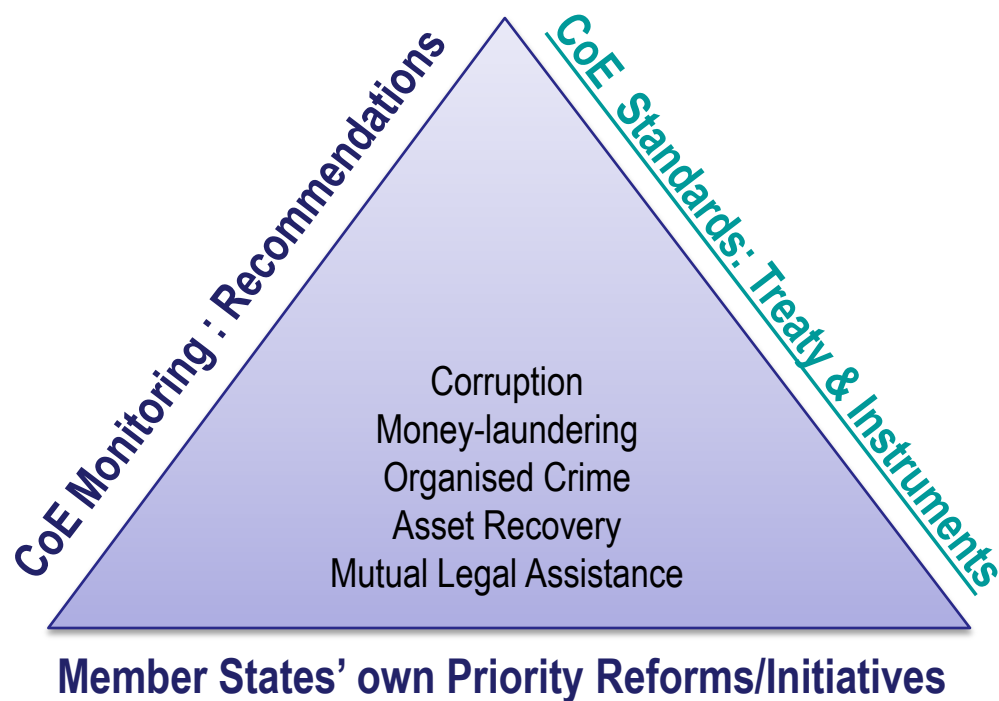
Council of Europe
Conseil de l'Europe

Rationale

Economic Crime Cooperation Unit



Technical Assistance & Cooperation



Sectors:

- Policy development
- AC Specialised Agencies
- Law Enforcement
- Judiciary
- Prosecutorial Services
- Financial Intelligence Units
- Independent Bodies
- Civil Service
- International Cooperation
- Civil Society

Areas/Themes:

- Conflict of Interest
- Declaration of Assets
- Corruption/ ML Risk Assessment
- Corruption/ ML Typologies
- Political Party Financing
- Public Participation
- Financial Crimes
- Criminal Law
- Administrative Law

Methods:

- Workshops
- Conferences
- Trainings
- Studies
- MOU-s / Peer networking
- Peer advise
- Gap Analysis
- Working Groups
- Seminars
- Pilot Activities

Tools:

- Compilation of good practices in AC
- Training manuals
- Practical manuals
- Typologies
- Advisory Papers
- Policy / Law Drafting Guides

Statistics for 2013

Year 2013		
	Total No.	Total Funds
On-going Projects	10	15.705.203 €
Closing Projects	2	2.684.000 €
BO funded programme	2	48.000 €
Average monthly Disbursement	n/a	395.579 €
Average Annual Disbursement	n/a	4.746.957 €

Number of Activities (2013)		Total No. Partic.	Gender Ratio
Ordinary Budget	7	190	M:46% F:54%
TYEC-Turkey 2	34	1.122	M:77% F:23%
CAR-Serbia	7	101	M:64% F:36%
MOLI-Serbia	18	313	M:52% F:48%
PECK-Kosovo*	14	239	M:78% F:22%
EaP-Facility	14	345	M: 71% F:29%
SNAC (MENA region)	12	80	M: 72% F:28%
PRECOP-Russia	5	170	M:60% F:40%
Norway Grants – CZ Rep & Bulgaria	4	10	M:45% F:55%
PACS Serbia	13	376	M:50% F:50%
TYSAP Turkey	9	319	M:82% F:18%
Total	196	3.265	M:59% F:41%

Publications for 2013


Mutual Legal Assistance Manual
English / Serbian



Designing and Implementing
Anti-corruption Policies - Handbook
English / Russian



Criminal Asset Recovery - European Court
of Human Rights Selected Judgments and
Decisions
English / Serbian



Impact Study on Civil Forfeiture
English / Serbian


Deployment of Special Investigative Means
English / Serbian




National Risk Assessment of Money
Laundering in the Republic of Serbia
English / Serbian




PACA Final narrative report -
1 September 2009 - 31 December 2012
English



Impact Study on Civil Forfeiture
English / Serbian



CAR Final narrative report -
1 April 2010 - 30 April 2013
English





ECCU MAP



Statistics for 2014

Project	Human resources						Number of activities	Participants	Gender ratio	
	Staff		LTC	STC		Service provider				
	HQ	Field		Int	Local					
SNAC-Morocco	1	0	0	19	1	10	11	347	M:79% F:21%	
SNAC-Tunisia				15	2	0	9	218	M:72% F:28%	
EaP	1	0	1	10	0	0	14	345	M:71% F:29%	
MOLI Serbia	1	1	0	10	1	3	9	179	M:51% F:49%	
PRECOP-Russia	1	2	0	7	6	8	11	250	M:60% F:40%	
PACS-Serbia	1		4	0	15	10	4	9	410	M:56% F:44%
PECK-Kosovo*		1	2	0	25	0	0	13	395	M:74% F:26%
TYEC 2 - Turkey	1	1	1	1	6	0	28	651	M:75% F:25%	
TYSAP - Turkey		2	0	5	3	0	10	136	M:90% F:10%	
ACAMOL-CZ	1	0	0	4	0	0	2	64	M: 56% F:44%	
AR-BG	1	0	0	1	0	0	1	28	M: 48% F:52%	
Ordinary Budget	1	n/a	n/a	5	n/a	0	7	35	M:46% F:54%	
Total	10	12	2	117	29	25	88	3.058	M:69% F:31%	

Publications for 2014

Research and feasibility study of the formal money transfer sector and alternative remittance systems in Serbia
English / Serbian



The risks to non-profit organisations of abuse for money laundering and terrorist financing in Serbia
English / Serbian



Risk Assessment Guidance
Serbian



Publications for 2015

Assessment Report: Compliance with International Anti-Corruption Standards
English / Albanian / Serbian




Assessment Report: Compliance with International AML/CFT Standards
English / Albanian / Serbian



Training Manual: Reporting on Corruption and Investigative Journalism
Serbian



Risk Analysis of Corruption within Judiciary
English / Serbian



Risk Analysis of Corruption within Law Enforcement
English / Serbian



Risk Analysis on Corruption Investigation and Proceedings
Serbian



TI Statistics for last 13 years

Country	2014	2013	2012	2011	2010	2009	2008	2007	2006	2005	2004	2003	2002	Increase %	Median
Turkey	4.5	5.0	4.9	4.2	4.4	4.4	4.6	4.1	3.8	3.5	3.2	3.1	3.2	41	4.2
Georgia	5.2	4.9	5.2	4.1	3.8	4.1	3.9	3.4	2.8	2.3	2.0	1.8	2.4	117	3.8
Croatia	4.8	4.8	4.6	4.0	4.1	4.1	4.4	4.1	3.4	3.4	3.5	3.7	3.8	26	4.1
Czech Republic	5.1	4.8	4.9	4.4	4.6	4.9	5.2	5.2	4.8	4.3	4.2	3.9	3.7	38	4.8
Jordan	4.9	4.5	4.8	4.5	4.7	5.0	5.1	4.7	5.3	5.7	5.3	4.6	4.5	9	4.8
'FYROM'	4.5	4.4	4.3	3.9	4.1	3.8	3.6	3.3	2.7	2.7	2.7	2.3		96	3.7
Montenegro	4.2	4.4	4.1	4.0	3.7	3.9	3.4	3.3						27	4.0
BiH	3.9	4.2	4.2	3.2	3.2	3.0	3.2	3.3	2.9	2.9	3.1	3.3		18	3.2
Serbia	4.1	4.2	3.9	3.3	3.5	3.5	3.4	3.4	3.0	2.8	2.7	2.3		78	3.4
Bulgaria	4.3	4.1	4.1	3.30	3.6	3.8	3.6	4.1	4.0	4.0	4.1	3.9	4.0	8	4.0
Tunisia	4.0	4.1	4.1	3.8	4.3	4.2	4.4	4.2	4.6	4.9	5.0	4.9	4.8	-17	4.3
Morocco	3.9	3.7	3.7	3.4	3.4	3.3	3.5	3.5	3.2	3.2	3.2	3.3	3.7	5	3.4
Armenia	3.7	3.6	3.4	2.6	2.6	2.7	2.9	3.0	2.9	2.9	3.1	3.0		23	3.0
Moldova	3.5	3.5	3.6	2.9	2.9	3.3	2.9	2.8	3.2	2.9	2.3	2.4	2.1	67	2.9
Kosovo*	3.3	3.3	3.4	2.9	2.8									18	3.3
Albania	3.3	3.1	3.3	3.1	3.3	3.2	3.4	2.9	2.6	2.4	2.5	2.5	2.5	32	3.1
Belarus	3.1	2.9	3.1	2.4	2.5	2.4	2.0	2.1	2.1	2.6	3.3	4.2	4.8	-35	2.6
Azerbaijan	2.9	2.8	2.7	2.4	2.4	2.3	1.9	2.1	2.4	2.2	1.9	1.8	2.0	45	2.3
Russia	2.7	2.8	2.8	2.4	2.1	2.2	2.1	2.3	2.5	2.4	2.8	2.7	2.7	0	2.5
Ukraine	2.6	2.5	2.6	2.3	2.4	2.2	2.5	2.7	2.8	2.6	2.2	2.3	2.4	8	2.5
Kyrgyzstan	2.7	2.4	2.4	2.1	2.0	1.9	1.8	2.1	2.2	2.3	2.2	2.1		29	2.2
Median	3.9	4.1	3.9	3.3	3.4	3.4	3.4	3.3	2.9	2.9	3.1	3.0	3.5	26	3.4